

# 2010 State Fair Photography Judging

## Class 1 Reptiles



1

2

3

4

Select class

Class 1 – Reptiles

Class 2 – Dogs

Class 3 – Lines

Class 4 – Leaves

Class 5 – B & W

Class 6 – Kids

Intermediate Problem


Senior Problem

Place this class of four photos in order of best to worst. Click on a photo for a full screen view, click on the large image to return to this page.. Write your placing down on paper then click here to see official placing and reasons.










# Class 1 - Reptiles

Placing 1 – 3 – 2 – 4 .

v v v

Cuts 5 5 2 .



#1

Fills the frame  
Good Focus  
Leading Lines  
Good color  
Great detail

#3

Fills the frame  
Good composition  
Hot spots  
Overexposed in places

#2

Good focus  
Need one subject  
Color is off in places  
Doesn't fill the frame

#4

Good color  
Weak subject  
Doesn't fill the frame

Back to class

# 2010 State Fair Photography Judging

## Class 2 Dogs



1



2



3



4

.

Select class

Class 1 – Reptiles

Class 2 – Dogs

Class 3 – Lines

Class 4 – Leaves


Class 5 – B & W

Class 6 – Kids

Intermediate Problem

Senior Problem

Place this class of four photos in order of best to worst. Click on a photo for a full screen view, click on the large image to return to this page. Write your placing down on paper then click here to see official placing and reasons.











# Class 2 - Dogs

Placing 3 – 2 – 1 – 4 .

v v v

Cuts 4 4 6 .



**#3**

Good focus  
Fills the frame  
Plain background  
No clutter

**#2**

Warm glow  
Rule of thirds  
Nice lighting  
Great highlights in eyes  
Soft focus  
Edge merger with paws

**#1**

Fills the frame  
Nice angle on the head  
Soft focus  
Overexposed  
Distracting background

**#4**

Nice color and focus  
Head out of proportion  
Cluttered  
Centered  
Doesn't fill the frame  
Edge merger with the paws

Back to class

# 2010 State Fair Photography Judging

## Class 3 Lines



1

2

3

4

.

Select class

Class 1 – Reptiles

Class 2 – Dogs

Class 3 – Lines

Class 4 – Leaves

Class 5 – B & W

Class 6 – Kids

Intermediate Problem

Senior Problem


Place this class of four photos in order of best to worst. Click on a photo for a full screen view, click on the large image to return to this page. Write your placing down on paper then click here to see official placing and reasons.












# Class 3 - Lines

Placing 4 – 3 – 2 – 1 .

v v v

Cuts 2 4 6 .



**#4**

Great contrast  
Great focus  
Interesting pattern  
Good color

**#3**

Vivid color  
Strong contrast  
Great lines  
Excellent focus  
A little to centered

**#2**

Nice color  
Creative lines  
Good diagonal lines  
Distracting upper left corner  
Slight overexposure

**#1**

Nice lighting Strong line  
Largest pin out of focus  
Edge merger  
Distracting background

Back to class

# 2010 State Fair Photography Judging

## Class 4 Leaves



1



2



3



4

Select class  
Class 1 – Reptiles  
Class 2 – Dogs  
Class 3 – Lines  
Class 4 – Leaves  
Class 5 – B & W  
Class 6 – Kids  
Intermediate Problem  
Senior Problem

Place this class of four photos in order of best to worst. Click on a photo for a full screen view, click on the large image to return to this page. Write your placing down on paper then click here to see official placing and reasons.









# Class 4 - Leaves

Placing 2 – 1 – 4 – 3 .

v v v

Cuts 3 5 6 .



#2

Beautiful color  
Great focus  
Good composition & detail  
Good lighting

#1

Good focus  
Good detail  
Would be better as a horizontal  
Background a little busy

#4

Good rule of thirds  
Good leading lines  
Nice flow of leaf  
Hot spots  
Distracting background

#3

Fills the frame  
Overexposed Not focused

Back to class



# 2010 State Fair Photography Judging

## Class 5 Black & White



1



2



3



4

Select class  
Class 1 – Reptiles  
Class 2 – Dogs  
Class 3 – Lines  
Class 4 – Leaves  
Class 5 – B & W  
Class 6 – Kids  
Intermediate Problem  
Senior Problem

Place this class of four photos in order of best to worst. Click on a photo for a full screen view, click on the large image to return to this page. Write your placing down on paper then click here to see official placing and reasons.









# Class 5 – Black & White

Placing 2 – 1 – 4 – 3 .

v v v

Cuts 4 5 6 .



**#2**

Sharp focus  
Great detail  
Contrast  
Great range if tones  
Good composition

**#1**

Good focus  
Interesting detail  
Not a large range of tones  
Edge mergers at top

**#4**

Good focus  
Lacks tonal range  
Noisy  
Distracting shadow  
More balance needed

**#3**

Fills the frame  
Way underexposed  
Focus good  
Lacks contrast  
No center of interest

Back to class

# 2010 State Fair Photography Judging

## Class 6 Kids



1



2



3



4

Select class  
Class 1 – Reptiles  
Class 2 – Dogs  
Class 3 – Lines  
Class 4 – Leaves  
Class 5 – B & W  
Class 6 – Kids  
Intermediate Problem  
Senior Problem

Place this class of four photos in order of best to worst. Click on a photo for a full screen view, click on the large image to return to this page. Write your placing down on paper then click here to see official placing and reasons.











# Class 6 – Kids

Placing 4 – 1 – 2 – 3 .

v v v

Cuts 3 5 2 .



#4

Good focus  
Good composition  
Good lighting  
Good exposure  
Edge merger

#1

Good exposure  
Good focus  
Vivid color  
Good flesh tones  
Eye highlights  
Doesn't fill the frame

#2

Fills the frame  
Good lighting  
Sharp eyes & catch lights  
Distracting background  
Skin tones are off

#3

Warm lighting  
Distracting background  
Soft focus  
Subject positioning

Back to class

# 2010 State Fair Photography Judging Intermediate Problem



1

2

3

4

Select class

Class 1 – Reptiles

Class 2 – Dogs

Class 3 – Lines

Class 4 – Leaves

Class 5 – B & W

Class 6 – Kids

Intermediate Problem

Senior Problem

Match the photo with the term.

A. Radial B. Rule of Thirds C. Dutch Angle D. Diagonal

A \_\_\_\_\_ B \_\_\_\_\_ C \_\_\_\_\_ D \_\_\_\_\_

Write your placing down on paper then click here to see  
official placing and reasons.

# Intermediate Problem

Placing 1 – 4 – 3 – 2

1 correct = 13 points

2 correct = 25 points

4 correct = 50 points



#1

Radial

#4

Rule of Thirds

#3

Dutch Angle


#2

Diagonal

Back to class

# 2010 State Fair Photography Judging

## Senior Problem



1

2

3

4

5

Select class

Class 1 – Reptiles

Class 2 – Dogs

Class 3 – Lines

Class 4 – Leaves

Class 5 – B & W

Class 6 – Kids

Intermediate Problem

Senior Problem

Select the photo that is the best example of a picture that was taken with the following camera settings.

- A. \_\_\_\_ Aperture f8, shutter speed 1/250 & ISO 100 .
- B. \_\_\_\_ Aperture f5.6, shutter speed 10 sec & ISO 400
- C. \_\_\_\_ Aperture f5.6, shutter speed 1/125 & ISO 400
- D. \_\_\_\_ Aperture f8, shutter speed 1/30 & ISO 200 .

Click on a photo for a full screen view, click on the large image to return to this page Write your placing down on paper then click here to see official placing and reasons.













# Senior Problem

Placing 4 – 5– 1 – 2

1 correct = 13 points

2 correct = 25 points

3 correct = 38 points

4 correct = 50 points



#4

F8, 1/250 & ISO 100  
good exposure in sun  
light. 1/250 would stop  
the action. F8 would give  
the large depth of field.

#5

10 sec exposure required  
to create the light trails  
from the car lights.

#1

ISO 400 required for  
indoor shot. 1/125 good  
choice for peak of action.  
F5.6 for the shallow  
depth of field.

#2

F8 for the large depth of  
field. ISO 200 & 1/30 with  
f8 to get the exposure.

Back to class